

POS.	NUMBER	PCS	NAME
1	20-08322	1	Pillar + Support 2.8m
2	20-08325	2	Pillar 2750 mm
3	20-08324	1	Beam 2464 d=108
4	10-07984	14	Plate 11mm
5	00-05971	1	NET
6	M10_30( DIN 7991)	14	( ISO 7380)
7	M10_16( ISO 7380)	28	( ISO 7380)
8	M10_20( ISO 7380)	16	ISO7380
9	M10_d10.5	16	Flat washer D=10,5

<b>Surface coating</b>		Total NDFt 100mkm	
Painting		ZN(R) primer - 50 mkm	Topcoat - 50 mkm
Hot dip galvanizing		HDG acc. ISO 1461	
Other			
Revision	Date		
No			
A06			
A05			
A04			
A03			
A02			
A01			
		DIN / ISO	Class
Welded parts tolerances		ISO 13920	B F
Welding joint quality level		ISO5817	C
Stamped steel parts		DIN 6930	g
Linear and angular dimensions		ISO 2768	c L
		Material:	
		Surf.Area 9.61	
		Mass 117.19	
		Name: Net Wall	
		Drawing No:	20-06827
			A01 A3
			AE
		SCALE:1:20	Sheet 1 of 3



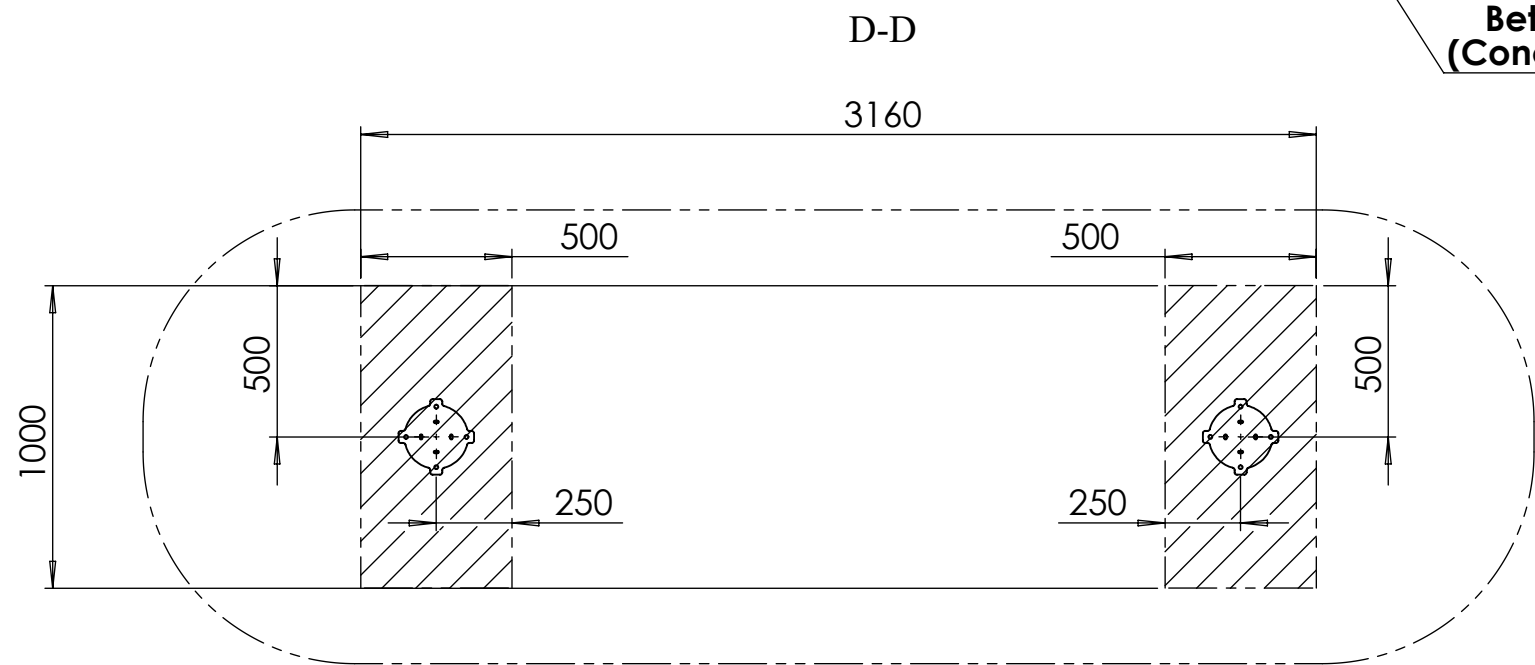
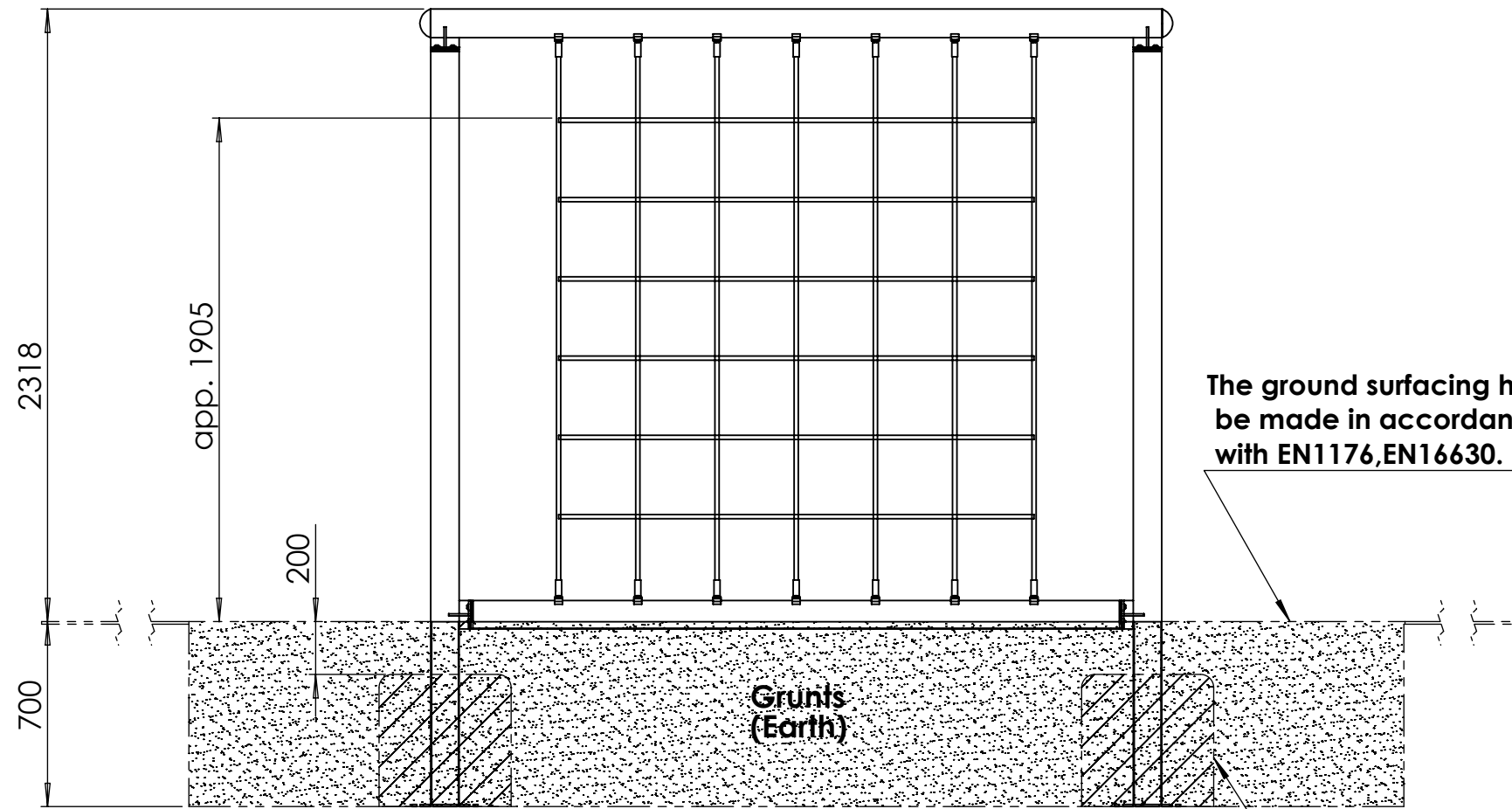


Table 4 — Examples of commonly used impact attenuating materials, depths and corresponding maximum free heights of fall

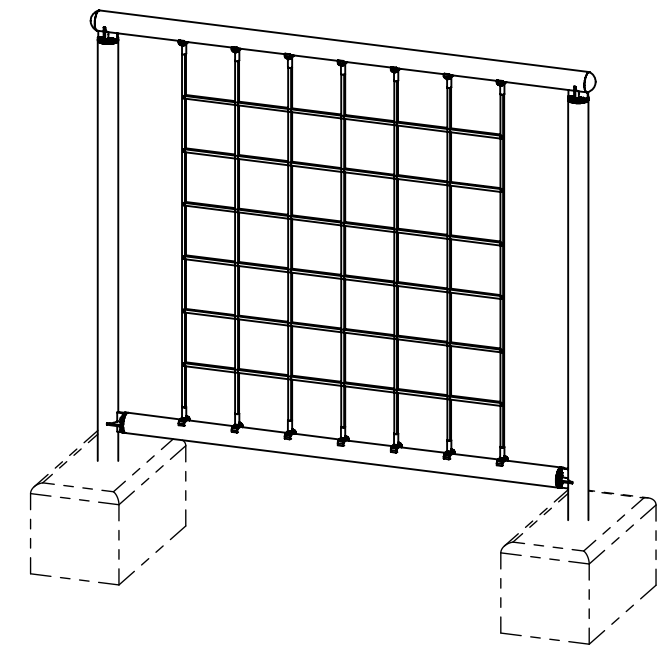
Material <sup>a</sup>	Description	Minimum depth <sup>b</sup> mm	Maximum free heights of fall mm
Where the installed surfacing is verified (e.g. sieve test) as being in accordance with this table or carries a test report according to EN 1177, no additional testing is required			
Turf/topsoil	—	—	≤ 1 000 <sup>d</sup>
Bark	20 to 80 particle size	200	≤ 2 000
		300	≤ 3 000
Woodchip	5 to 30 particle size	200	≤ 2 000
		300	≤ 3 000
Sand or gravel <sup>c</sup>	0,25 to 8 grain size	200	≤ 2 000
		300	≤ 3 000
Other materials and other depths	As tested according to EN 1177	Critical fall height as tested	

<sup>a</sup> For further information on specific material properly prepared for use in children's playgrounds see CEN/TR 16590 (Collection of Rationales for EN 1176-1 requirements).

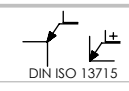
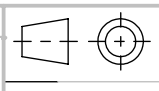
<sup>b</sup> For loose particulate material, add 100 mm to the minimum depth to compensate for displacement (see 4.2.8.5.1).

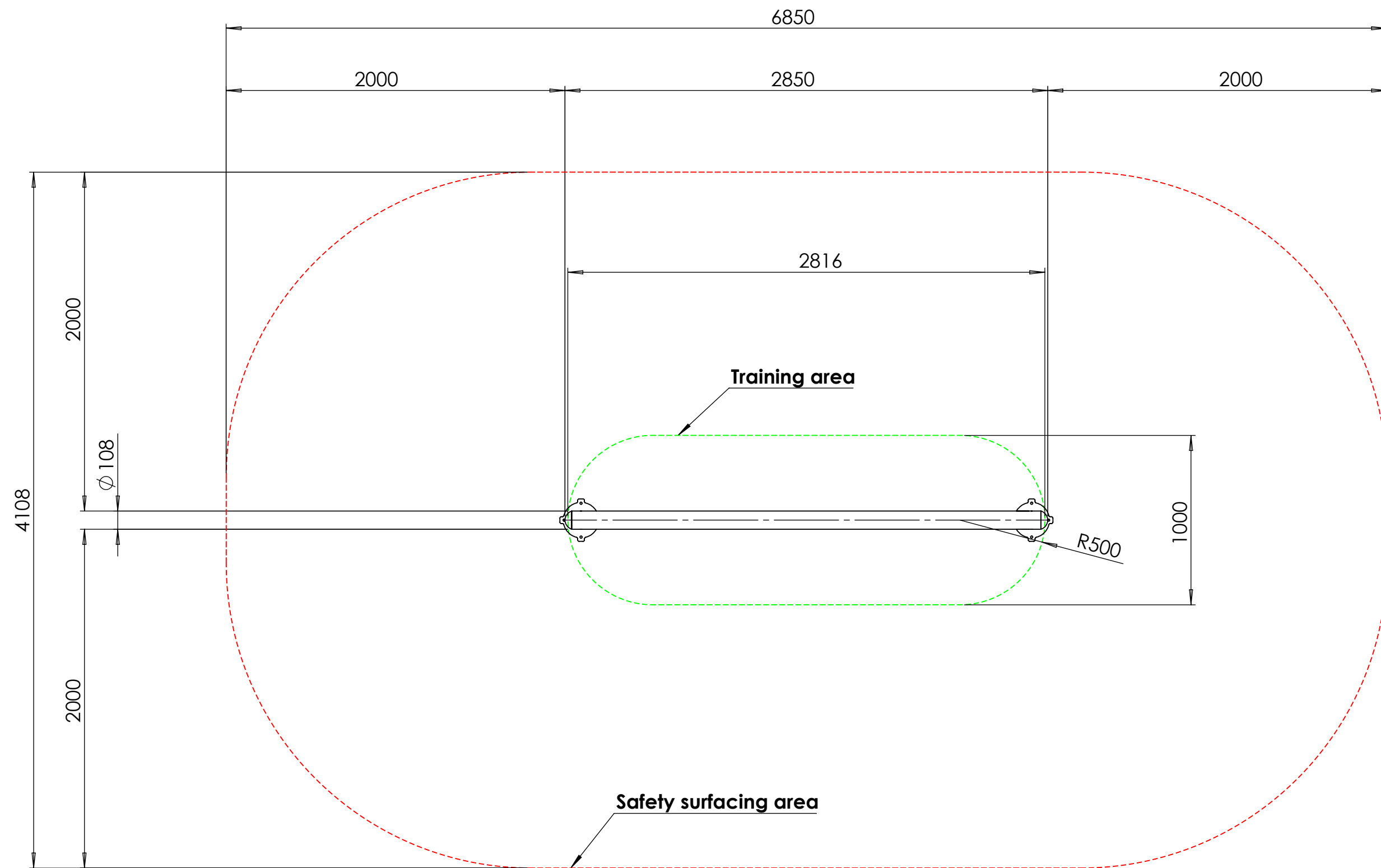
<sup>c</sup> Sand and gravel shall be well rounded and washed to eliminate most of the silt or clay particles. Washed sand or gravel is considered to be from alluvial (naturally eroded) deposits and free from most silt or clay particles. For gravel this may commonly be described as 'pea shingle'. Uniformity coefficient D<sub>50</sub>/D<sub>10</sub> < 3,0. Grain size can be identified by use of a sieve test, as in EN 933-1 (see Annex G).

<sup>d</sup> See NOTE 2 in 4.2.8.5.2.



<b>Surface coating</b>		Total NDFI 100mkm			
Painting		Zn(R) primer - 50 mkm		Topcoat - 50 mkm	
Hot dip galvanizing		HDG acc. ISO 1461			
Other					
Revision		Date			
No					
A06					
A05					
A04					
A03					
A02					
A01					
		DIN / ISO		Class	
Welded parts tolerances		ISO 13920		B F	
Welding joint quality level		ISO5817		C	
Stamped steel parts		DIN 6930		g	
Linear and angular dimensions		ISO 2768		c L	
		Material:		Drawing No:	
				20-06827	
		SCALE:1:25		Sheet 2 of 3	
				Surf.Area 9.61	
				Mass 117.19	
				Name: Net Wall	
				A01 A3	
				AE	





<b>Surface coating</b>		Total NDFI 100mkm			
Painting		ZN(R) primer - 50 mkm   Topcoat - 50 mkm			
Hot dip galvanizing		HDG acc. ISO 1461			
Other					
No	Revision	Date			
A06					
A05					
A04					
A03					
A02					
A01					
		DIN / ISO	Class		
Welded parts tolerances		ISO 13920	B F		
Welding joint quality level		ISO 5817	C		
Stamped steel parts		DIN 6930	g		
Linear and angular dimensions		ISO 2768	c L		
			Material:		
			Surf.Area 9.61		
			Mass 117.19		
			Name: Net Wall		
			Drawing No: 20-06827		
			A01 A3		
			- AE		
			SCALE:1:25		
			Sheet 3 of 3		